




# **PASSPORT TO ANCIENT EGYPT**

# PASSPORT INFORMATION



**PICTURE**

\_\_\_\_\_  
**NAME**

\_\_\_\_\_  
**SCHOOL**

\_\_\_\_\_  
**AGE**

\_\_\_\_\_  
**GRADE**

\_\_\_\_\_  
**DATE ISSUED**

☐ **FEMALE**

☐ **MALE**

\_\_\_\_\_  
**SIGNATURE**



**WRITE YOUR NAME IN HIEROGLYPHS**

**(SEE CHART ON BACK)**

# YOUR JOURNEY STARTS HERE!



This is your passport to ancient Egypt. Today you will take a journey through the life of an ancient Egyptian as you explore the Rosicrucian Egyptian Museum. In each gallery you will learn about a different aspect of ancient Egyptian culture beginning with the ancient Egyptian temple and religion in Gallery D. Make your way downstairs through the museum, finishing with the underground tomb. As you experience the museum, imagine yourself as someone who lived in ancient Egypt, and stamp your passport when you finish each gallery. Use the artifact descriptions and audio features in the galleries (activated by the lighted buttons on the walls) to help you answer the questions in this passport. The questions for each section will help you to learn more about the collection and give you the opportunity to think about the artifacts from the perspective of an ancient Egyptian. It is time to start your journey! Enjoy!



# SEKHMET

## GALLERY

You are an ancient Egyptian who lives in the 18th Dynasty of Egypt, during the reign of the pharaoh Amenhotep III. According to tradition, you worship many gods and goddesses. This type of belief system is called polytheism. Like all Egyptians, you make offerings to the deities to ensure that they will protect and help you. Today, you are worshipping in the temple of the lion-headed goddess Sekhmet.

# RECORD YOUR JOURNEY HERE...

Who was the goddess Sekhmet, and why might you make offerings to her?

---

---

---

---

What types of offerings would you leave for the goddess Sekhmet?

---

---

---

---

---

---

---


---

---

---

---

---



PLACE STAMP HERE

# AKHENATEN GALLERY



A few years later, pharaoh Amenhotep III dies. His son, Amenhotep IV, becomes king and soon changes the religion so that Egyptians worship only one god, represented by the sun disk known as the *aten*. This is the only time that ancient Egyptians worship a single god; this type of belief system is called monotheism. The king changes his name to Akhenaten to further emphasize his dedication to this god. Explore the Akhenaten gallery to see what life was like during this period.

## RECORD YOUR JOURNEY HERE...

What other changes occur during this period?

---

---

---

---

As an ancient Egyptian, what might you think about these changes?

---

---

---

Akhenaten represented himself differently from other pharaohs through artwork to reflect his ideas. Draw your own self-portrait in the box at right, in a way that reflects your own personality and ideas.



# RELIGION AND KINGSHIP GALLERY



To the ancient Egyptians, the king is a living god, and as such is very powerful. The king, or pharaoh, is a living version of the falcon god Horus and thought to have magical powers. For this reason, religion and the role of the king are very closely connected. It is the pharaoh's responsibility to make sure that Egyptians are safe, prosperous, and happy.

Among the many rulers of ancient Egypt, one of the most famous is Cleopatra VII. Find the statue of Cleopatra, and read the description or press the audio button to learn more about her.



# RECORD YOUR JOURNEY HERE...

As an ancient Egyptian, how might disasters like invasions, disease, or crop failure affect the way that you view the king?

---

---

---

---

How would a Roman citizen's opinion of Cleopatra have differed from that of an ancient Egyptian like yourself?

---

---

---

---

---

---

---


---

---

---

---

---



PLACE STAMP HERE

# DAILY LIFE GALLERY



Now you will enter a room full of the items that the Egyptians used in their daily lives. As an ancient Egyptian, you would utilize some items as symbolic representations of the gods and goddesses, some as protective amulets, and others as tools and writing implements. As you look around the gallery, find three items that are similar to objects used in the modern world. Now, picture yourself as an ancient Egyptian using these items.

# RECORD YOUR JOURNEY HERE...

How and why would you use each of the three objects that you found?

---

---

---

---

What object from the modern world would you most like to bring with you to ancient Egypt, and why?

---

---

---

---

---

---

---

---

---

---

---

---



PLACE STAMP HERE

# MESOPOTAMIA GALLERY



The ancient Mesopotamians, who occupied the regions of modern Iraq, Iran, and Syria, were ancient Egypt's neighbors. They exchanged goods and ideas throughout history, and had much in common with Egypt culturally. Keep in mind that you are an ancient Egyptian while exploring this gallery, and as you look around, try to compare your culture with that of the Mesopotamians.

## RECORD YOUR JOURNEY HERE...

What do you recognize that is similar to ancient Egypt?

---

---

---

---

What are some differences between Mesopotamia and ancient Egypt?

---

---

---

Find the cylinder seals in this gallery. Since each seal acted as a “signature” for its owner, no two are alike. If you were to design your own seal, what symbols, words, or designs would you place on it? Design your seal in the box.





# AFTERLIFE GALLERY

Your journey as an ancient Egyptian is coming to an end, as you pass into the Afterlife Gallery. When ancient Egyptians died, they believed that their souls would continue to live on in the afterlife as long as they were mummified and buried with all of the proper equipment. As you journey through this gallery, think about what each object meant to its owner and why it would be needed in the afterlife.

# RECORD YOUR JOURNEY HERE...

Why was the process of mummification important for the passage into the afterlife?

---

---

---

---

What items would you want to accompany you to the afterlife?

---

---

---

---

---

---

---

---

---

---



PLACE STAMP HERE

# THE TOMB



Now that you have prepared the objects that you want to bring to the afterlife, make your way to the tomb. As you walk through the tomb, picture it as your own, and think about the meaning and significance of each part. A wealthy Egyptian would have had a tomb much like this one that functioned as a place for burial, and for family and friends to leave offerings for the spirit of the deceased.

All of the parts of the tomb functioned to help the soul make its way to the afterlife. Think about the purpose and importance of each room. Choose three elements of the tomb (such as paintings, objects, architecture, or text) and think about how you would design these for your own tomb.



# RECORD YOUR JOURNEY HERE...

What types of offerings would you want people to leave at your tomb?

---

---

---

---

How would the elements of the tomb that you selected help you to achieve eternal life?

---

---

---

---

---

---

---


---

---

---

---

---



PLACE STAMP HERE

# YOUR JOURNEY IS COMPLETE!



Your time as an ancient Egyptian has come to an end, and you must now return to the modern world. On your journey you have experienced how ancient Egyptians thought, lived, believed, and died. Their lives were not so different from your modern life today, and you have seen how much of the knowledge, practices, and objects that exist today began in the ancient world. As you have just experienced by walking in the footsteps of an ancient Egyptian, the lives of ancient people can still touch us today.

# EXPLORE ROSICRUCIAN PARK!



Visit our beautiful Peace Garden, a reproduction of an 18th Dynasty estate garden. Experience the many plants that grew in ancient Egypt, including papyrus, date palms, and pomegranates.

Explore Rosicrucian Park to find the many statues and monuments inspired by the art and history of ancient Egypt.

Visit our Planetarium, where you can relax under the stars during our daily planetarium show.

[www.RosicrucianEgyptianMuseum.org](http://www.RosicrucianEgyptianMuseum.org)

[www.Facebook.com/RosicrucianEgyptianMuseum](https://www.facebook.com/RosicrucianEgyptianMuseum)

# Hieroglyphic Alphabet



A



B



C/K



D



E/Y



F



G



H



I



J



L



M



N



O



P



Q



R



S/Z



T



U/W



Printed on 100% recycled post-consumer  
waste paper using soy-based ink